

GROUT PUMPS



RUPE 500

Hydraulic Drive, Double Action Piston Pump,
20 GPM, 500 PSI



RUPE 1000

Hydraulic Drive, Double Action Piston Pump,
20 GPM, 1000 PSI

MINICOL 160DHP

Hydraulic Drive, Double Action Piston Pump,
20 GPM, 1450 PSI

RUPE 500 & 1000



MINICOL 160DHP

- RUPE Grout Pumps are ideal for backfilling Bore Holes, sealing Well Casing and Abandonments to Slab Work and Foundation Grouting.
- Our MINICOL line of pumps are used around the globe for Pipe Re-lining, Cable Ducting, Tunneling, Dame Work and other Pressure Grouting projects.

Penndrill Grout Pumps are designed to accommodate a wide range of materials including neat cement, bentonite and non-shrinking grouts.




WWW.PENNDRILL.COM

PADDLE MIXERS



Penndrill Paddle Mixers are designed to accommodate a wide range of materials including neat cement, bentonite and non-shrinking grouts.



PD285

- The PD50 is designed to accommodate the Geotech drilling industry. Lightweight, easy to maintenance, yet built to last.
- Our PD285 will accommodate slightly larger project requiring higher flow rate and much higher pumping pressure.
- PD285 is equipped with a RUPE 500 double action piston pump.

PD50TR

Trailer Mounted, 50 Gal Mix Tank, 16 HP Gas Engine, Max 12 GPM, Progressive Cavity Pump, Max 150 PSI

PD50SK

Skid Mounted, 50 GAL Mix Tank, 16 HP Gas Engine, Max 12 GPM, Progressive Cavity Pump, Max 150 PSI

PD285

Skid Mounted, 60 GAL Mix Tank, 18 HP Gas Engine, Max 20 GPM, RUPE Piston Pump, Max 500 PSI

PD50TR



Call Today 866.459.5309